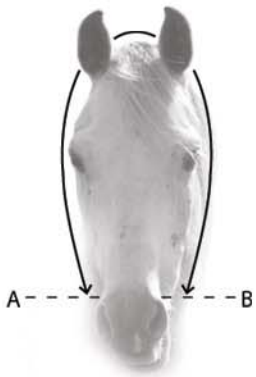


Custom Fitting Bridle Measurements

If you do not have an existing bridle for your horse, please complete this sheet.

Follow the instructions and measure as shown in the pictures, steps 1 through 5 and record your results in the space provided. Fax completed forms to 717-294-6547 or Mail to: Hastilow Competition Saddles, USA, 1684 Hendershot Rd. Warfordsburg, PA 17267.

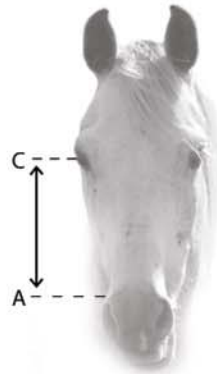
Please use inches.



Headpiece

Measure from corner of mouth over the head to corner of mouth A-B.

1) _____



Cheekpiece

Measure from corner of mouth to level of eye A-C.

2) _____



Browband

Measure from D to E.

(Loose enough to get 2 fingers under tape measure)

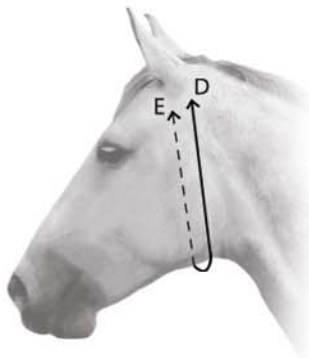
3) _____



Noseband

Measure the circumference of the nose approximately 2 fingers below the bottom of the cheekbones. (Loose enough to get 2 fingers under the tape measure.)

4) _____



Throatlash

Measure from D under the throat to E on the other side. (Loose enough to get 4 fingers under the tape measure.)

A well fitting bridle should do up on the center holes. If you want the bridle for a young horse and wish to allow for growth please let us know.

We also make an allowance for the bit rings, usually 2" either side. If you use a Dutch or 4 ring gag please let us know.

5) _____